



MAESTRO 3E separates both small and large pre-scored PCBs. The table and the rest can be continuously adjusted to the most suitable working position. The slit between the linear blade and the rest can be adjusted to ensure that the side strips fall through and are sorted out.

Strain of components

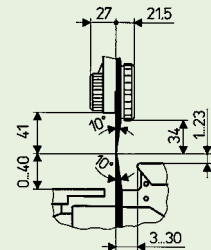
Frequently for critical components an upper limit of tensile stress will be determined. Please ask us regarding possibilities to reduce tensile stress of components.

Safe Operation

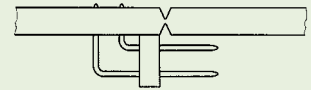
The PCB is placed with its pre-scored groove onto the linear blade and the circular blade is then drawn by hand across the PCB. The clearance between the upper guide and the linear blade is adjustable to ensure that the PCB is only separated in the pre-scored groove.



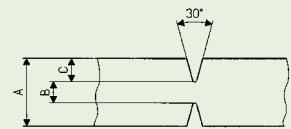
Maximum height of components next to the groove.



If components project above the groove, the linear blade needs to be cut out. In such a case contact us.



PCB thickness A	0.8 - 3.2 mm
Remaining PCB thickness B	typical 1/3 of Dim. A, max. 0.8 mm
Depth of scoring C	min. 0.25 mm
Increase in external dimensions after separation	0.1 - 0.2 mm
The pre-scored grooves can be interrupted by cutouts with a length of up to approx. 5 mm.	



Technical Data	
Separation type	Component side circular blade Solder side linear blade
Operation	by hand
Separation length	max. 450 mm
Earthing stud	Ø 10 mm
Operating temperature	10 - 35° C
Storage/transport temp.	-20 - 50° C
Humidity, non-condensing	10 - 85%
Safety regulations	CE, FCC class 1
Weight	22 kg
Dim H x W x D	455 x 350 x 700 mm

Part No.	Description		
8933945	PCB Separator MAESTRO 3E/450		
Pos.	Part No.	Spare parts	PU
1	8930509	Upper circular blade	1
2	8930603	Guide 2 up to serial no. 1999	1
2	8936615	Guide 2 from serial no. 2000	1
3	8930602	Guide 1 up to serial no. 1999	1
3	8936614	Guide 1 from serial no. 2000	1
4	8933394	Linear blade 450/370	1