


cutting bending  
forming  
machine for axial  
components

# TP6 PR-F

macchina taglia  
piega forma  
componenti  
assiali



LENGTH = 49 cm  
WIDTH = 24 cm  
HEIGHT = 22 cm  
PACKING = 41x31x28 cm  
VOLUME = 0,035 m<sup>3</sup>  
MACHINE WEIGHT = 14 kg  
CRATED WEIGHT = 22 kg

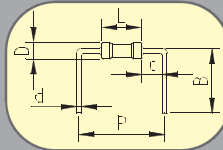
LUNG. = 49 cm  
LARGH. = 24 cm  
ALT. = 22 cm  
IMBALLO = 41x31x28 cm  
VOLUME = 0,035 m<sup>3</sup>  
PESO MACCHINA = 14 kg  
PESO LORDO (cassa di legno) = 22 kg



PRODUCTION = TAPED 7000 p/h  
LOOSE 5000 p/h  
PRODUZIONE = NASTRATO 7.000 p/h  
SFUSO 5.000 p/h

"U" bending only for 43.0L01 and 43.0L02  
Gruppo piega a "U" per 43.0L01 e 43.0L02  
(Cod. 420650)

	MM		IN	
	min	max	min	max
<b>P</b>	10.16	60.96	.4	1.2
<b>L</b>		50		1.968
<b>c</b>	1,2		.047	
<b>B</b>	6	12	.236	.472
<b>d</b>	0,5	0,9	.019	.035
<b>D</b>	0,5	8	.019	.314



optional accessories

accessori opzionali



400200 BR6 reel holder  
braccio porta bobina




7915032/33 MOT98/A  
motor - motore



51.0400 CS40  
feeder for loose components  
caricatore per componenti sfusi



21.0013 TNS  
waste tape ejector  
espulsore nastro di scarto



200240 complete body guide  
guida del corpo completa

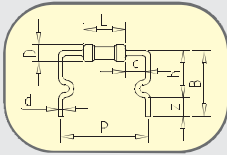
Bends and cuts leads without nicking or cracking components. Built to customer specifications. Capable to be motorized. Easy to set up and use. No maintenance needed.

Piega e taglia i reofori senza marcature o rotture al corpo dei componenti. Può essere personalizzata secondo le specifiche del cliente. Possibilità di essere motorizzata. Facilità di uso e regolazione. Non chiede manutenzione.

# TP6/PR-F/1

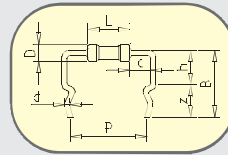
standard 43.OL01

STAND OFF ASSEMBLY-  
GRUPPO ANSA  
IN APPOGGIO 2,5 mm  
(Cod.420800)



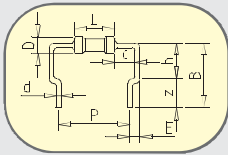
	MM		IN	
	min	max	min	max
<b>P</b>	10.16	60.96	.4	2.4
<b>L</b>		50		1.968
<b>c</b>	1,2		.047	
<b>h</b>	6	9	.236	.354
<b>B</b>	8	11	.314	.433
<b>d</b>	0,5	0,9	.019	.035
<b>D</b>	0,5	8	.019	.314
<b>z</b>	2	4	.078	.157

LOCK IN ASSEMBLY  
GRUPPO ANSA  
A BLOCCAGGIO  
(Cod.420850)



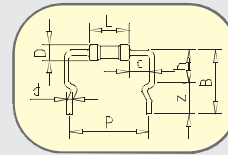
	MM		IN	
	min	max	min	max
<b>P</b>	10.16	60.96	.4	2.4
<b>L</b>		50		1.023
<b>c</b>	1,2		.047	
<b>h</b>	4,5	8	.177	.314
<b>B</b>	7,5	11	.295	.433
<b>d</b>	0,5	0,8	.019	.031
<b>D</b>	0,5	8	.019	.314
<b>z</b>	3	4	.118	.157

REDUCED PITCH ASSEMBLY  
GRUPPO PASSO  
IN DIMINUZIONE  
(Cod.420900)



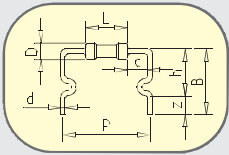
	MM		IN	
	min	max	min	max
<b>P</b>	7,62	58,42	.3	2.3
<b>L</b>		50		1.968
<b>c</b>	1,2		.047	
<b>h</b>	5	9	.196	.354
<b>B</b>	7	11	.275	.433
<b>d</b>	0,5	0,9	.019	.035
<b>D</b>	0,5	8	.019	.314
<b>z</b>	2	4	.078	.157
<b>E</b>	1,27		.05	

LOCK IN ASSEMBLY  
GRUPPO ANSA  
A BLOCCAGGIO  
(Cod.420950)



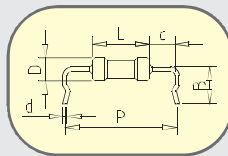
	MM		IN	
	min	max	min	max
<b>P</b>	10.16	60.96	.4	2.4
<b>L</b>		50		1.968
<b>c</b>	1,2		.047	
<b>h</b>	4,5	8	.177	.314
<b>B</b>	7,5	11	.295	.433
<b>d</b>	0,6	0,9	.023	.035
<b>D</b>	0,6	8	.023	.314
<b>z</b>	3	4,5	.118	.177

STAND OFF ASSEMBLY  
GRUPPO ANSA  
IN APPOGGIO 3 mm  
(Cod.420750)



	MM		IN	
	min	max	min	max
<b>P</b>	10.16	60.96	.4	2.4
<b>L</b>		50		1.968
<b>c</b>	1,2		.047	
<b>h</b>	6,5	9,5	.255	.374
<b>B</b>	8,5	11,5	.334	.452
<b>d</b>	0,5	0,9	.019	.035
<b>D</b>	0,5	8	.019	.314
<b>z</b>	2	4	.078	.157

BODY LOCKED ON PCB  
GRUPPO CORPO A BATTUTA  
(Cod.421000)



	MM		IN	
	min	max	min	max
<b>P</b>	10,16	60,96	.4	2.4
<b>L</b>		50		1.968
<b>c</b>	1,2		.047	
<b>B</b>	5	8	.196	.314
<b>d</b>	0,5	0,8	.019	.031
<b>D</b>	2	8	.078	.314

The model TP6/PR-F is designed for cutting and forming axial taped components.

Versions:

43.OL01 for lead  $\varnothing$  0,5 to 0,9 mm (.19 to .035")

43.OL02 for lead  $\varnothing$  0,8 to 1 mm (.031 to .039")

43.OL03 for lead  $\varnothing$  1 to 1,3 mm (.039 to .051")

Die assemblies designed for each one of the version need to be ordered separately depending on the form required. It is possible to order special forms, supplying Olamef with drawings and specifications.

Il modello TP6/PR-F è utilizzato per formare componenti assiali nastrati.

Versions:

43.OL01 per reoforo da  $\varnothing$  0,5 a 0,9 mm

43.OL02 per reoforo da  $\varnothing$  0,8 a 1 mm

43.OL03 per reoforo da  $\varnothing$  1 a 1,3 mm

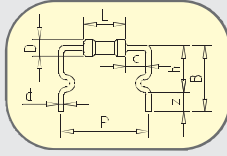
I gruppi di preformatura devono essere ordinati fra i modelli disponibili in base alla forma che si desidera ottenere ed alla versione di macchina prescelta. E' possibile richiedere anche forme speciali su disegno e specifiche del cliente.

reinforced  
43.OL02

# TP6/PR-F/2

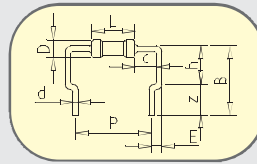
rinforzata  
43.OL02

STAND OFF ASSEMBLY  
GRUPPO ANSA  
IN APPOGGIO 3 mm  
(Cod.420750)



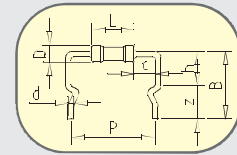
	MM		IN	
	min	max	min	max
<b>P</b>	10.16	60.96	.4	2.4
<b>L</b>		50		1.968
<b>c</b>	1,5		.059	
<b>h</b>	7	12	.275	.472
<b>B</b>	9	14	.354	.551
<b>d</b>	0,8	1	.031	.039
<b>D</b>	0,8	8	.031	.314
<b>z</b>	2	4	.078	.157

REDUCED PITCH ASSEMBLY  
GRUPPO PASSO  
IN DIMINUIZIONE  
(Cod.420900)



	MM		IN	
	min	max	min	max
<b>P</b>	7,62	58,42	.3	2.3
<b>L</b>		50		1.968
<b>c</b>	1,5		.059	
<b>h</b>	6	12	.236	.472
<b>B</b>	8	14	.314	.551
<b>d</b>	0,8	1	.031	.039
<b>D</b>	0,8	8	.031	.314
<b>z</b>	2	4	.078	.157
<b>E</b>	1,27		.05	

LOCK IN ASSEMBLY  
GRUPPO ANSA  
A BLOCCAGGIO  
(Cod.420950)



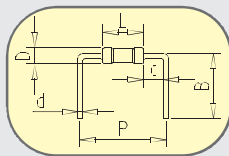
	MM		IN	
	min	max	min	max
<b>P</b>	10.16	60.96	.4	2.4
<b>L</b>		50		1.968
<b>c</b>	1,5		.059	
<b>h</b>	5,5	11	.216	.433
<b>B</b>	8,5	14	.334	.551
<b>d</b>	0,8	1	.031	.039
<b>D</b>	0,8	8	.031	.314
<b>z</b>	3	4,5	.118	.177

extra  
reinforced  
43.OL03

# TP6/PR-F/3

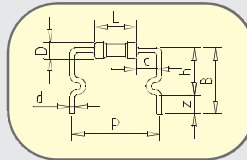
extra  
rinforzata  
43.OL03

"U" BENDING ONLY  
GRUPPO PIEGA A "U"  
(Cod.430650)



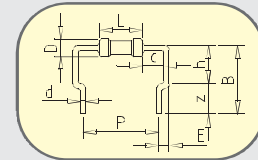
	MM		IN	
	min	max	min	max
<b>P</b>	12.7	60.96	.5	2.4
<b>L</b>		50		1.968
<b>c</b>	2,5		.098	
<b>B</b>	13	18	.511	.708
<b>d</b>	1	1,3	.039	.051
<b>D</b>	1	8	.039	.314

STAND OFF ASSEMBLY  
GRUPPO ANSA  
IN APPOGGIO  
(Cod.430700)



	MM		IN	
	min	max	min	max
<b>P</b>	12.7	60.96	.5	2.4
<b>L</b>		50		1.968
<b>c</b>	2,5		.098	
<b>h</b>	11	16	.433	.629
<b>B</b>	13	18	.511	.708
<b>d</b>	1	1,3	.039	.051
<b>D</b>	1	8	.039	.314
<b>z</b>	2	4	.078	.157

REDUCED PITCH ASSEMBLY  
GRUPPO PASSO  
IN DIMINUIZIONE  
(Cod.430900)



	MM		IN	
	min	max	min	max
<b>P</b>	10,16	58,42	.4	2.3
<b>L</b>		50		1.968
<b>c</b>	2,5		.098	
<b>h</b>	9	16	.354	.629
<b>B</b>	11	18	.433	.708
<b>d</b>	1	1,3	.039	.051
<b>D</b>	1	8	.039	.314
<b>z</b>	2	4	.078	.157
<b>E</b>	1,27		.05	